

CLEANER™ Rotational Thrombectomy System

CLEANER15®

Keep It Cleaner

CLEANER™ Rotational Thrombectomy Device simplifies even the most complex clot removals with its dynamic and efficient design. This device enhances the efficacy of AV dialysis access maintenance and peripheral vasculature procedures by delivering exceptional performance in key areas:

Effective


Rotating at 4,000 rpm, the self-sizing sinusoidal wire breaks apart wall-adherent thrombus.

Safe

Dynamic design that creates a fluid vortex, forcing clot burden to repeatedly macerate into small particles without causing endothelial damage, resulting in a less than 1% complication rate. Proven clinical success within stents and pseudoaneurysms.^{1,2,3}

Versatile

Single-piece system indicated for use in AV fistulae and grafts and peripheral vasculature. With proven success in patients with pseudoaneurysms and stents.³



CLEANER XT™

Rotational Thrombectomy System

For greater steerability and effective maceration in smaller lumen vessels

Low-profile (.035", 6F) guidewire-like design enables excellent steerability through vessel tortuosity

Drive shaft design increases efficiency of power transfer and torque

9mm sinusoidal wire amplitude ideal for removal of wall-adherent clot

Available in 65cm and 135cm lengths

Ordering Information

Catalog #	Catheter Od	Length	Sinusoidal Wire Amplitude
700009XT	6F	65cm	9mm
700109XT	6F	135cm	9mm

CLEANER 15™

Rotational Thrombectomy System

Optimize maceration effectiveness in vessels with larger lumens for a powerful outcome

Larger wire diameter (.044", 7F) improves pushability and performance

Torque and power provide efficient thrombus maceration

15mm sinusoidal wire amplitude ideal for removal of wall-adherent clot

Available in 65cm and 135cm lengths

Ordering Information

Catalog #	Catheter Od	Length	Sinusoidal Wire Amplitude
700015	7F	65cm	15mm
700115	7F	135cm	15mm

Atraumatic Radiopaque Tip

enables clear visibility under fluoroscopy




Self-Sizing Sinusoidal Wire

macerates thrombus & restores vessel patency (available in 9mm & 15mm amplitudes)

Distal Side Hole

delivers fluids infused through the side port directly into clot burden

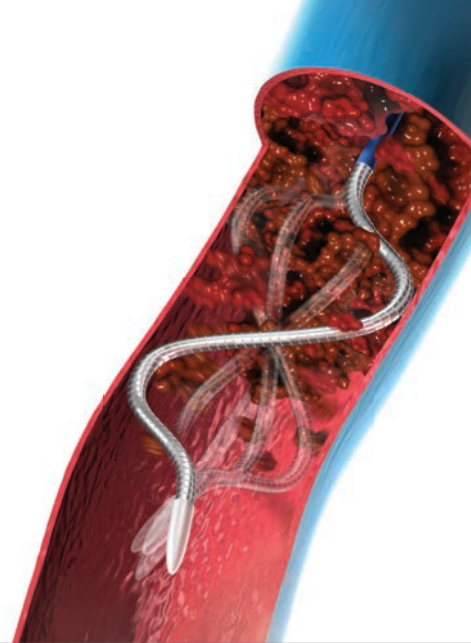




Restore Patency with Confidence

CLEANER is available in two French sizes, lengths, and amplitude strengths to meet thrombus management needs, with a self-sizing sinusoidal wire that gets to wall-adherent clots.

Restored patency in 97% of thrombosed AV accesses with pseudoaneurysms following unsuccessful angioplasty.³



Indications:

The mechanical declotting of native vessel dialysis fistulae and synthetic dialysis access grafts.

The mechanical declotting and controlled and selective infusion of physician-specified fluids, including thrombolytics, in the peripheral vasculature.

Contraindications:

When in the medical judgment of the physician, such a procedure may compromise the patient's condition.

Existing hemodialysis access site infection.

Immature native vessel dialysis fistulae (fistulae that have not been used for at least one hemodialysis treatment).

Not designed for peripheral vasculature dilation purposes.

This system is not intended for the infusion of blood or blood products.

In patients without a vascular filter such as an inferior vena cava filter.

In native vessels smaller than 6 mm.



**Enhance Clot
Management Today**

Or contact your local Argon Medical
representative or customer service at
ArgonMedical.com

© 2024 Argon Medical Devices, Inc. All rights reserved. Argon Medical Devices, the stylized logo, and the product and service marks mentioned herein are trademarks or registered trademarks of Argon Medical Devices, Inc. in the United States and other countries.

7800 Dallas Parkway, Suite 200, Plano, TX 75034
P: 800.927.4669 F: 903.677.9396 argonmedical.com

MADE IN THE USA

96-6000-53/0124A

(1) F. Vega, Safety Comparison of Cleaner Rotational Thrombectomy System Versus Arrow PTD in Native Vessels

(2) Stibbs, P., & Ware, C. (2022). Utilization of Rotational Mechanical Thrombectomy in AV Fistulas and Synthetic Grafts: A Review of Published Literature on 324 Procedures: Safety and efficacy of utilization of mechanical rotational thrombectomy in comparison to balloon maceration. ScienceOpen

(3) Webb, A., Zacharias, K., Ciowlek, P., Lorenz, J., Navuluri, R., Funaki, B., & Ahmed, O. (2020). Utility of Rotational Thrombectomy for the Management of Thrombosed Arteriovenous Shunts. The Arab Journal of Interventional Radiology, 04(03), S7-S7. <https://doi.org/10.1055/s-0041-1729018>