

T-Lok™

BONE MARROW
BIOPSY SYSTEM



**A revolutionary cannula design
providing quality specimens**


ARGON
MEDICAL DEVICES

T-Lok™

T-Lok™ Bone Marrow Biopsy Needles are designed to provide quality biopsies by capturing and retaining bone marrow in the needle without altering the sample.



Traditional Style Bone Marrow Biopsy Needle



T-Lok™ Bone Marrow Biopsy Needle with Extraction Cannula

T-Lok™ Bone Marrow Biopsy Needle

Twist-Lock handle is ergonomically designed and allows for sufficient pressure, while keeping assembly intact.



Tapered distal cannula tip reduces insertion force.



Twin peaks cutting edge provides excellent biopsy coring ability.

Double-diamond stylet point allows quick and easy penetration into marrow cavity.

Forceps ensure specimen capture and extraction.

Extraction Cannula



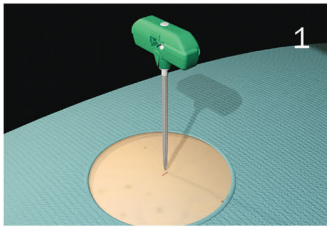
When inserted into needle cannula, **inscribed mark** indicates length of specimen prior to extraction.

Marked Obturator/Probe

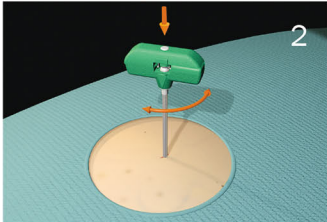


Probe can be used to expel specimen from the extraction cannula.

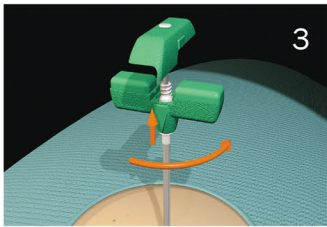




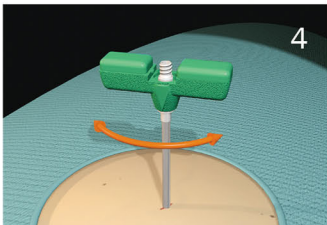
1 After appropriately preparing the biopsy site, introduce the bone marrow needle perpendicular to the surface of the bone, holding the needle firmly in the palm of your hand.



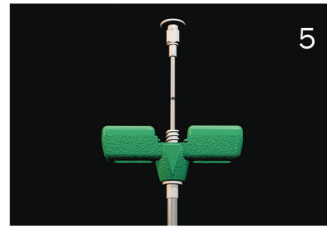
2 Using gentle, but firm pressure, advance the needle tip through the periosteum, into the cortex, by rotating in an alternating clockwise-counterclockwise motion.



3 Remove the stylet from the needle cannula by rotating upper section 90° and pulling straight out.



4 Continue advancing the needle cannula forward 2 to 3 centimeters, while rotating in an alternating clockwise-counterclockwise motion, into the bone marrow. Decreased resistance indicates entrance into the bone marrow cavity.



5 Insert the marked obturator/probe (pink hub: 13G, green hub: 11G, white hub: 8G) without force, to check the sample length in the needle lumen. Sample length is indicated by referencing the position of the “mark” to the cannula hub. Remove the probe.




6 Insert the Extraction Cannula (yellow hub) FULLY into the needle cannula. DO NOT rotate the Extraction Cannula within the needle cannula.



7 Rotate the needle cannula 360° to separate the marrow specimen.


Remove the bone marrow needle and Extraction Cannula TOGETHER, SLOWLY rotating in an alternating clockwise-counterclockwise motion.



8 Remove the Extraction Cannula and expel the bone marrow specimen with the marked probe.

T-Lok™ Bone Marrow Biopsy Needles (Box of 10)

CATALOG NO.	DESCRIPTION	EXTRACTION CANNULA
DBMNJ0804TL	8G x 4"	Included
DBMNJ0806TL	8G x 6"	Included
DBMNJ1104TL	11G x 4"	Included
DBMNJ1106TL	11G x 6"	Included
DBMNJ13025	13G x 2.5"	Not Included
DBMNJ1304	13G x 4"	Not Included



Bone Marrow Biopsy Trays

T-Lok™ Bone Marrow Biopsy Economy Trays (Box of 5)

CATALOG NO.	BIOPSY NEEDLE	ASPIRATION NEEDLE
BMET0804TL	8G x 4"	16G x 2.688"
BMET1104TL	11G x 4"	16G x 2.688"
BMET1104ATL	11G x 4"	Not Included
BMET1104CTL	11G x 4"	16G x 2.688"

T-Lok™ Bone Marrow Biopsy Standard Trays (Box of 5)

CATALOG NO.	BIOPSY NEEDLE	ASPIRATION NEEDLE
BMT0804TL	8G x 4"	16G x 2.688"
BMT0804ATL	8G x 4"	Not Included
BMT0804CATL	8G x 4"	Not Included
BMT1104TL	11G x 4"	16G x 2.688"
BMT1104ATL	11G x 4"	Not Included
BMT1104BTL	11G x 4"	15G x 2.688"
BMT1104CTL	11G x 4"	16G x 2.688"
BMT1104CATL	11G x 4"	Not Included
BMT1501	Not Included	15G x 2.688"
BMT1601	Not Included	16G x 2.688"
BMT1000	Not Included	Not Included (Prep Tray Only)

T-Lok™ Bone Marrow Biopsy Trays w/Safety Needles (Box of 5)

CATALOG NO.	BIOPSY NEEDLE	ASPIRATION NEEDLE
BMT1104STL	11G x 4"	Not Included



In addition to the needles specified above, T-Lok™ Bone Marrow Biopsy Trays also include the following items:

ITEM	QTY	TRAY WITH SAFETY NEEDLES	STANDARD TRAYS	ECONOMY TRAYS
20cc Luer Lock Syringe	1	✓	✓	✓
5cc Luer Lock Syringe	1	✓	✓	✓
19G x 1 1/2" Filter Needle	1	✓	✓	✓
21G x 1 1/2" Needle	1	✓	✓	✓
25G x 5/8" Needle	1	✓	✓	✓
5mL 1% Lidocaine	1	✓	✓	✓
#11 Mini Scalpel	1	✓	✓	✓
Towel	1	✓	✓	✓
Luer Cap	1	✓	✓	✓
3"x 3" Sponges	5	✓	✓	✓
2"x 3" ADH Dressing	1	✓	✓	✓
CSR Wrap	1	✓	✓	✓
Fenestrated Drape	1	✓	✓	✓
T-Lok™ Extraction Cannula	1	✓	✓	✓
Obturator	1	✓	✓	✓
Probe Guide	1	✓	✓	✓
10% Iodophor PVP Swab sticks	3	Included in trays with catalog no. ending in 0, 1, TL, ATL, BRL, or STL		
3mL Chloraprep Applicator	1	Included in trays with catalog no. ending in CTL or CATL		
6/7 Dram Amber Snap Cap Vial	1	✓	✓	
Specimen Label	1	✓	✓	
Stirring Rod	1	✓	✓	
4mL Specimen Tube with EDTA	1	✓	✓	
Micro Slides - Frosted End	10	✓	✓	
Safety Needle Devices for Stylet, Cannula, and 19G Filter Needle	3	✓		

Bone Marrow Needles

Bone Marrow Aspiration Needles (Box of 10)

Includes a luer lock connector and an adjustable needle stop to control the depth of penetration for safe aspiration at the sternum. The needle stop can be removed if aspirating at the iliac crest.


CATALOG NO.	DESCRIPTION
DBMNI1501	15G x 2.688" max.
DBMNI1504	15G x 4" max.
DBMNI1601	16G x 2.688" max.

Bone Marrow Harvest Needles (Box of 10)

Designed for allogenic and autologous bone marrow harvest-transplantation procedures, the Bone Marrow Harvest Needle is available with a standard bevel tip or a double-diamond tip and side holes to allow for efficient aspiration.

The needle's ergonomically-designed twist-lock handle provides greater clinician comfort and a luer lock connector on the handle to allow for secure syringe attachment.

CATALOG NO.	DESCRIPTION
BMHN1104X	11G x 4", bevel tip
BMHN1304X	13G x 4", bevel tip
BMHN1104VX	11G x 4", double diamond tip and side holes
BMHN1304VX	13G x 4", double diamond tip and side holes



Pediatric Bone Marrow Access Needles (Box of 10)

Ideal for intraosseous therapy, these needles provide easy and efficient aspiration of marrow in pediatric patients, or they can be used to access medullary cavities when initiating resuscitative infusion.

Each needle is 18G with regular wall thickness to provide extra support during insertion. They also include a stylet with a trocar point for easy insertion and a luer lock connection for secure syringe attachment.

CATALOG NO.	DESCRIPTION
ION18015	18G x 3.58 cm





1445 Flat Creek Road
Athens, Texas 75751 USA
800.927.4669 Customer Service
903.677.9396 Fax
www.argonmedical.com

© 2013 Argon Medical Devices, Inc., All Rights Reserved.

No reproduction of any portion of this work shall be made without prior permission of the author.

96-6300-25/0414B